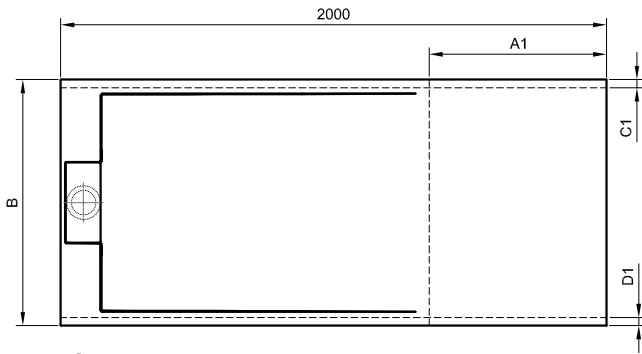


Customer:

Name and Surname	
Address	
E-mail	
Phone number	

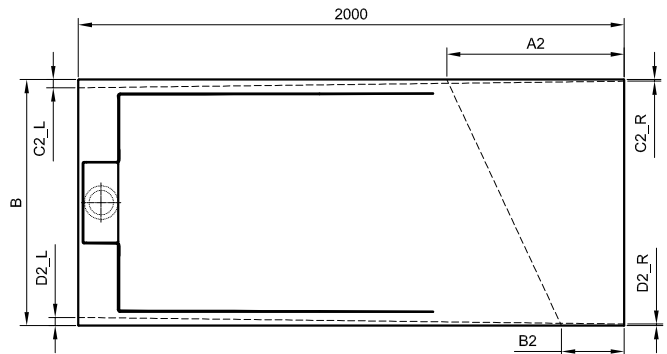
Properties:

Model	BALLO		
Dimensions (AxB)	2000 x _____ mm		
Color	White		
Cutting option			



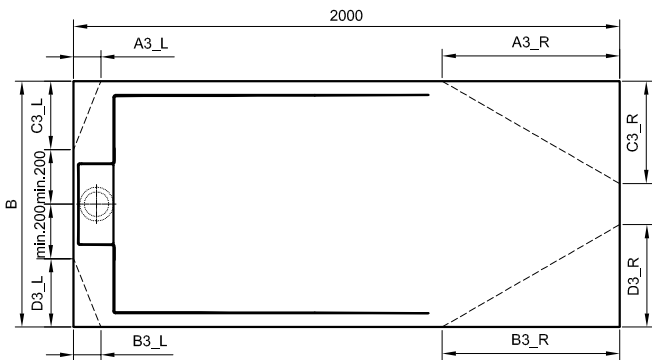
Option 1

	max. 650mm		max. 30mm		max. 30mm
A1 [mm]		C1 [mm]		D1 [mm]	



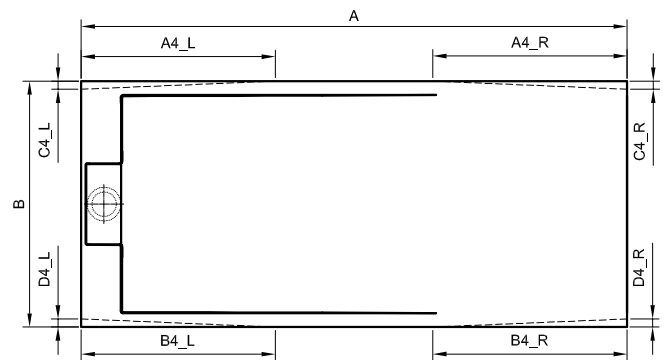
Option 2

	max. 650mm		max. 30mm		max. 30mm
A2 [mm]		C2_L [mm]		D2_L [mm]	
B2 [mm]		C2_R [mm]		D2_R [mm]	



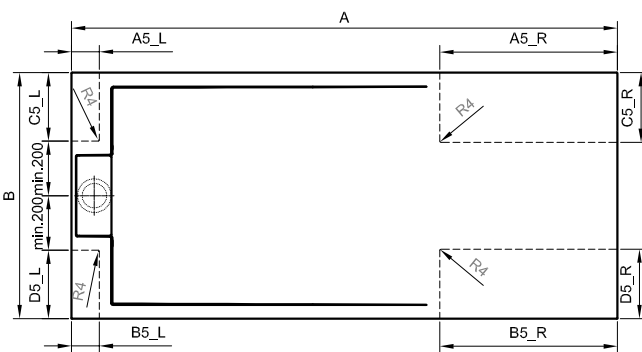
Option 3

	max. 100mm		max. 650mm		max. (B/2)-200mm
A3_L [mm]		A3_R [mm]		D3_L [mm]	
B3_L [mm]		B3_R [mm]		C3_L [mm]	
				D3_R [mm]	



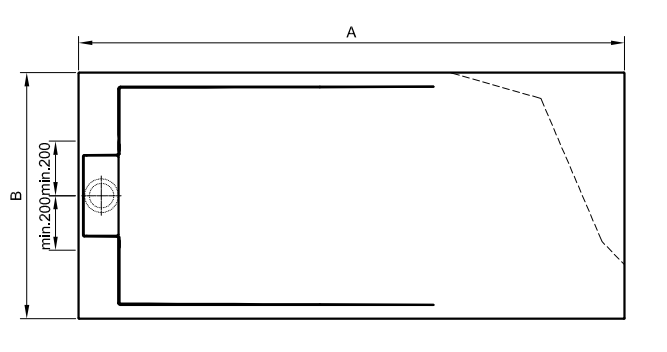
Option 4

			max. 30mm
A4_L [mm]		A4_R [mm]	
B4_L [mm]		B4_R [mm]	
			max. 30mm
		C4_R [mm]	
		D4_R [mm]	



Option 5

	max. 120mm		max. 650mm		max. (B/2)-200mm		max. B/3
A5_L [mm]		A5_R [mm]		C5_L [mm]		C5_R [mm]	
B5_L [mm]		B5_R [mm]		D5_L [mm]		D5_R [mm]	



Option 6

Special requirements

- mark and quote the cuts in the image



NAME

Possibility of shower tray cutting

Models BALLO